

45 Day Check-in and Preparing for Budget Development

GO Team Business Meeting #3



Atlanta Public Schools

Dr. Danielle S. Battle, Interim Superintendent

John Lewis Invictus Academy

Mrs. Donna Davis, Interim Principal

October 24, 2023

Meeting Agenda

[John Lewis Invictus Academy]

Date: [10/24/2023]

Time: [5:15 PM]

Location: [Zoom]

<https://atlantapublicschools-us.zoom.us/j/2605113827?pwd=WnZubVlaMUIUUEowbTBvcmtzcGdlQT09>

- I. Call to Order
- II. Roll Call; Establish Quorum
- III. Action Items
 - a. Approval of Agenda
 - b. Approval of Previous Minutes
 - c. Additional Action Item: *Appoint parent members.*
 - d. Ranking Strategic Plan Priorities
- IV. Discussion Items
 - a. 45-Day Continuous Improvement Plan Check-in
 - b. Continuous Improvement Plan Progress
 - c. Ranking Strategic Plan Priorities
- V. Information Items
 - a. Principal's Report
 - b. Cluster Advisory Team Report
- VI. Announcements
- VII. Public Comment
- VIII. Adjournment



Agenda–Highlights

Continuous Improvement Plan

45 Day Check-in

Review of Strategic Plan and Priorities Progress

Strategic Plan Updates


Preparing for the Budget Development

Rank Strategic Priorities



Timeline for GO Teams

You are **HERE**



1

Fall 2021

GO Team Developed
2021-2025 Strategic Plan

2

Summer 2023

School Leadership
completed Needs
Assessment and defined
overarching needs for
SY23-24

3

August 2023

School Leadership
completed 2023-2024
Continuous Improvement
Plan

4

Sept. – Dec. 2023

Utilizing current data, the
GO Team will review &
possibly update the
school strategic priorities
and plan

5

Before Winter Break

GO Team will take action
(vote) on the school's
strategic plan and vote
on the ranked strategic
plan priorities for
SY24-25 budget
discussions.



Continuous Improvement Plan



JLIA Continuous Improvement Plan (CIP)

SMART Goals (Elementary and Middle Schools)		
Literacy	Numeracy	Whole Child & Intervention
<p>6th Grade ELA By May 2024, 44.9% of students will be Developing+ Learners and 17.9% will be <u>Proficient+</u> Learners on the GA Milestones 6th Grade ELA EOG.</p> <p>7th Grade ELA By May 2024, 46.1% of students will be Developing+ Learners and 17.9% will be <u>Proficient+</u> Learners on the GA Milestones 7th Grade ELA EOG.</p> <p>8th Grade ELA By May 2024, 50.7% of students will be Developing+ Learners and 17.3% will be <u>Proficient+</u> Learners on the GA Milestones 8th Grade ELA EOG.</p> <p>8th Grade Social Studies By May 2024, 46.9% of students will be Developing+ Learners and 16.6% will be <u>Proficient+</u> Learners on the GA Milestones 8th Grade Social Studies EOG.</p>	<p>6th Grade Math: By May 2024, 39.9% of students will be Developing+ Learners and 10.3% will be <u>Proficient+</u> Learners on the GA Milestones 6th Grade Math EOG.</p> <p>7th Grade Math: By May 2024, 51.2% of students will be Developing+ Learners and 8.2% will be <u>Proficient+</u> Learners on the GA Milestones 7th Grade Math EOG.</p> <p>8th Grade Math: By May 2024, 39.4% of students will be Developing+ Learners and 11.1% will be <u>Proficient+</u> Learners on the GA Milestones 8th Grade Math EOG.</p> <p>8th Grade Science: By May 2024, 38.8% of students will be Developing+ Learners and 14.7% will be <u>Proficient+</u> Learners on the GA Milestones 8th Grade Science EOG.</p>	<p>By May 2024, the school will remove barriers that hinder academic success as indicated by the following:</p> <p>Attendance The CCRPI Attendance (The percentage of students who are absent fewer than 10% of enrolled days) will increase by 5 percentage points from 43.1% to 48.1%.</p> <p>Discipline By May 2024, the total number of suspension incidents will decrease by 10%, from 639 to 543.</p>
Progress Monitoring Measures		
<p>MAP Growth scores from Fall, Winter, and Spring administrations.</p> <p>Summative assessment scores in core content areas.</p> <p>Write Score Data</p> <p>Focus Walks</p>	<p>MAP Growth scores from Fall, Winter, and Spring administrations.</p> <p>Summative assessment scores in core content areas.</p> <p>Focus Walks</p>	<p>Weekly/Monthly suspension rates.</p> <p>Weekly/Monthly attendance rates.</p> <p>CCRPI monitoring tool in APS Graphs</p>

Short Term Action Plan (STAP)

Action Steps

Literacy & Numeracy	Literacy & Numeracy	Literacy & Numeracy	Whole Child & Intervention
Monitor the implementation of collaborative planning meetings	Monitor the implementation of targeted instruction (small group) through usage of the Read 180, Systems 44, & Math 180 intervention programs	Conduct weekly classroom observations using the GaDOE SDE Classroom Observation Form	Monitor the implementation of the No-Nonsense Nurturer Approach in all core classrooms. Monitor the implementation of weekly WCI meetings to ensure implementation of school-wide attendance policies/protocols with fidelity & WAS support

Quarterly CIP Check-in

As part of the Continuous Improvement process, all APS schools are completing a quarterly check-in for the Continuous Improvement Plans.

Questions to Consider


- Based on our year long CIP plan, what are the actions that the school has already completed?
- What data supports the completion of an action step and success criteria (both implementation and student achievement)?

Data Discussion



23-24 JLIA Observation Form


JLIA
Observation
Form




JLIA Observation Form

donna.davis@apsk12.org

Switch account




 Not shared

* Indicates required question


Observer Name *

Choose



Week of Observation *


Choose



Date *

Date

mm/dd/yyyy

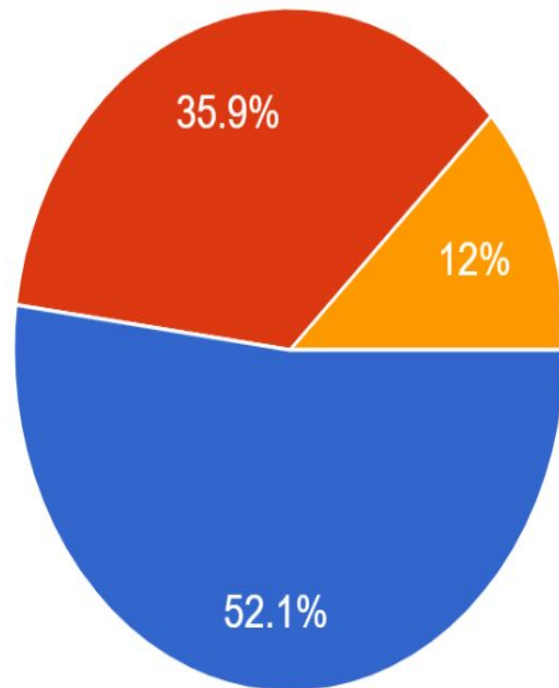


Type of Observation *



Type of Observation

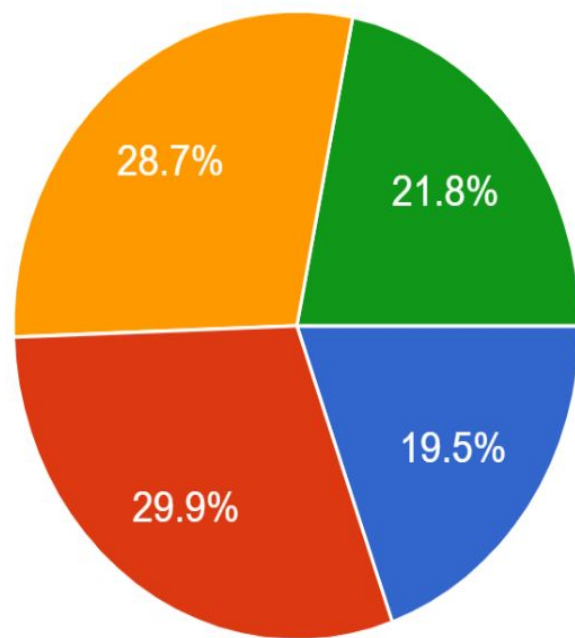
167 responses



- Tier 1 Intervention Observation
- Instructional Awareness Walk
- Collaborative Planning

Targeted Instruction Day

87 responses



- Tuesday
- Wednesday
- Small Group Day
- Platform Day

Intervention

70% of students will meet their targeted Segment goal in Read 180.

70% of students will meet their phonics series goal in System 44.

80% of teachers will implement targeted instruction/small group instruction at an evident level according to the Intervention Look Fors Rubric data. (small groups)

School Year Intervention Enrollment by Term

SY 2022	Math 180	Read 180	System 44	SY 2023	Math180	Read 180	System 44
Term 1 (Aug.1-Sept.30)	470	144	321	Term 1 (Aug.1-Oct.6)	334	252	82
Term 2 (Oct. 3- Dec. 16)	637 (+35%)	229 (+59%)	309 (-4%)	Term 2 (Oct.16-Dec.16)			
Term 3 (Jan.3-Mar.15)	351 (-45%)	396 (+73%)	117 (-62%)	Term 3 (Jan.3-Mar.15)			
Term 4 (Mar. 16-May.18)	229 (-35%)	420 (+6%)	10 (-91%)	Term 4 (Mar. 18-May. 18)			

HHM Inventories Progressions Tracker: Developing+

1st Take (Sept.5-13)	6th	7th	8th	2nd Take	6th	7th	8th	3rd Take	6th	7th	8th
Phonics Inventory	64.6 % (97/150)	79% (72/91))	84% (126/150)	Phonics Inventory				Phonics Inventory			
Reading Inventory	27% (56/211)	32% (70/217)	35% (84/241)	Reading Inventory				Reading Inventory			
Math Inventory	13.6% (30/219)	18.9% (31/164)	10% (11/108)	Math Inventory				Math Inventory			

80% of teachers implement targeted instruction at an evident level by term

SY 2023	Not evident	Emerging	Proficient	Exemplary
Term 1 (Aug.1-Sept.30)	27%	36.4%	18.2%	18.2%
Term 2 (Oct. 3- Dec. 16)				
Term 3 (Jan.3-Mar.15)				
Term 4 (Mar. 16-May.18)				

Intervention

80% of teachers implement targeted instruction at an evident level by week				
Week	Not evident	Emerging	Proficient	Exemplary
Week 1 (Sept.11-15)	98%	0%	1%	1%
Week 2 (Sept. 18-22) Bi-Week	N/A	N/A	N/A	N/A
Week 3 (Sept 25-29)	27.3 %	36.4%	18.2 %	18.2%
Week 4 (Oct. 2-6) Bi- Week	N/A	N/A	N/A	N/A
Week 5 (Oct. 9-13) Fall Break	N/A	N/A	N/A	N/A
Week 6 (Oct. 16-20)	5%	38%	50%	5%
Week 7 (Oct. 23-27) Bi-Week	N/A	N/A	N/A	N/A
Week 8 (Oct.30- Nov.3)				

70% of students will meet their targeted Phonics Series in Systems 44 (7+ topics per 9 weeks)				
Phonics Series By Grading Period	Overall	6th Grade	7th Grade	8th Grade
August 1-Oct. 6, 2023	10% (9/82)	12% (6/49)	0% (0/18)	20% (3/15)
October 7-Dec.16, 2023				
January 3-Mar.15, 2024				
March 16-May 18, 2024				
Week	6th Grade	7th Grade	8th Grade	
Week 1 (Sept.11-15)	0%	0%	0%	
Week 2 (Sept. 18-22)	0%	0%	0%	
Week 3 (Sept 25-29)	4%	0%	1%	
Week 4 (Oct. 2-6)	12%	0%	20%	
Week 5 (Oct. 9-13) Fall Break	N/A	N/A	N/A	
Week 6 (Oct. 16-20)				
Week 7 (Oct. 23-27)				
Week 8 (Oct.30-Nov. 3)				

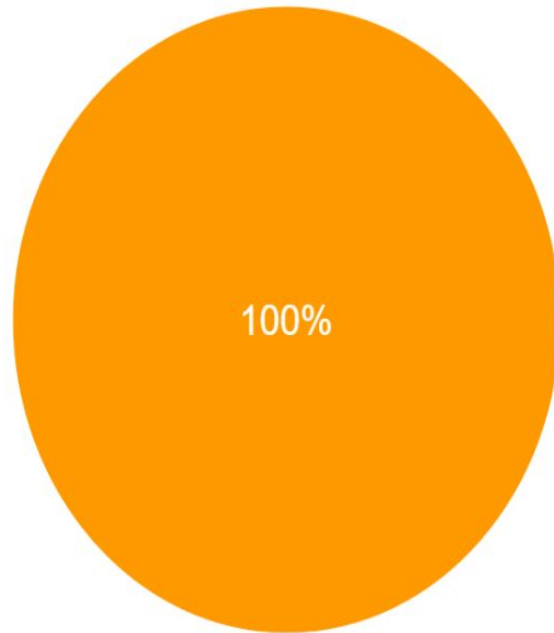
Intervention

70% of students will meet 1 targeted segment goal in Read 180 (per 9 weeks)			
Read 180 Segments	Overall		
August 1-Oct. 6 2023	17.9% (40/223)		
October 7-Dec.16, 2023			
January 3-Mar.15, 2024			
March 16-May 18, 2024			
Week	6th Grade	7th Grade	8th Grade
Week 1 (Sept.11-15)	0%	0%	0%
Week 2 (Sept. 18-22)	0%	0%	0%
Week 3 (Sept 25-29)	9%	3%	3%
Week 4 (Oct. 2-6)	10%	4%	4%
Week 5 (Oct. 9-13) Fall Break	N/A	N/A	N/A
Week 6 (Oct. 16-20)			
Week 7 (Oct. 23-27)			
Week 8 (Oct.30-Nov. 3)			

Collaborative Planning

Team Leadership & Facilitation: TOOLS

20 responses

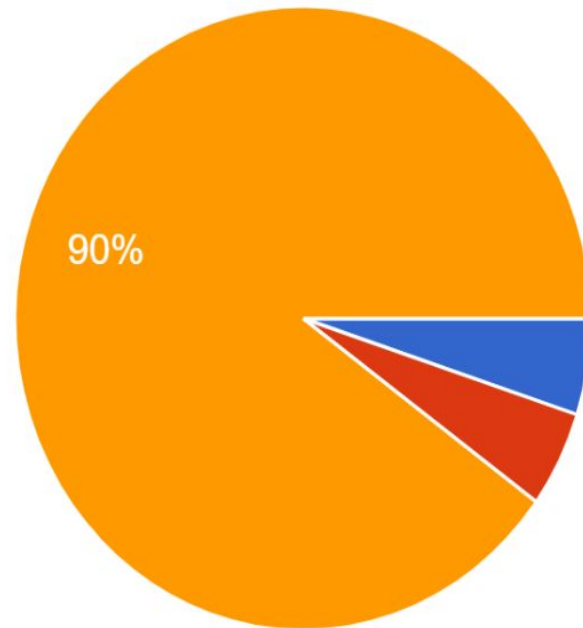


- Not Evident
- Emerging
- Operational
- Exemplary

Collaborative Planning

Standards-Based Instr. Planning: STANDARDS ANALYSIS

20 responses

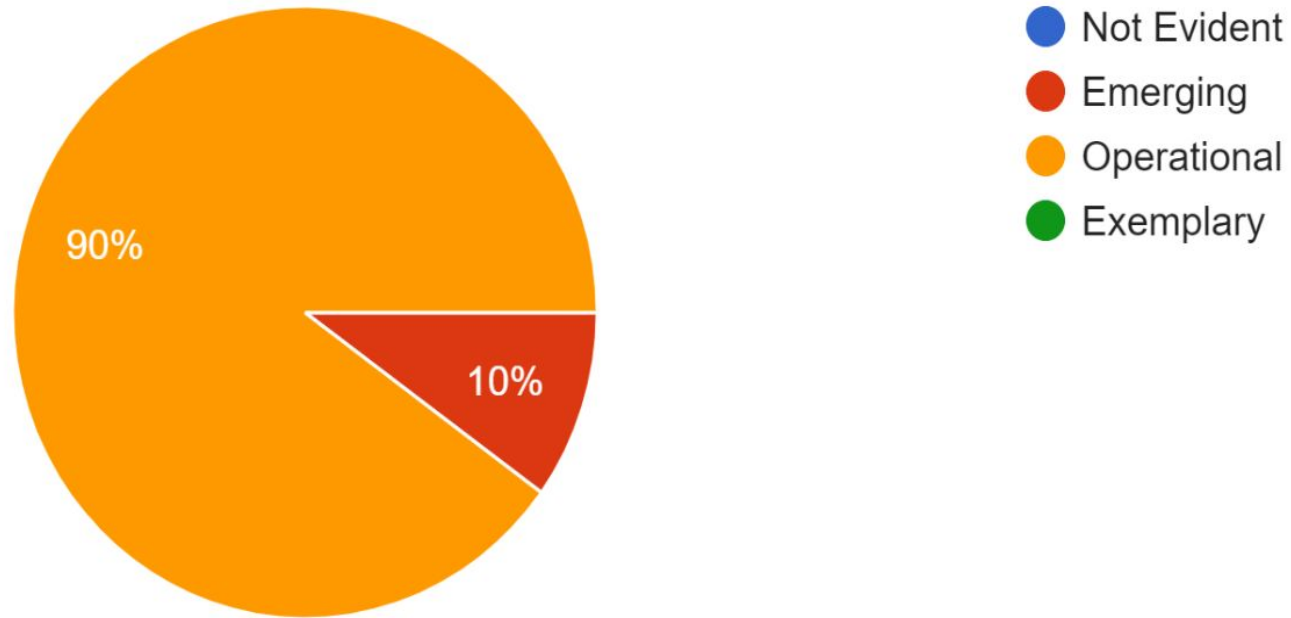


- Not Evident
- Emerging
- Operational
- Exemplary

Collaborative Planning

Standards-Based Instr. Planning: Lesson Plans (Instr. Planning)

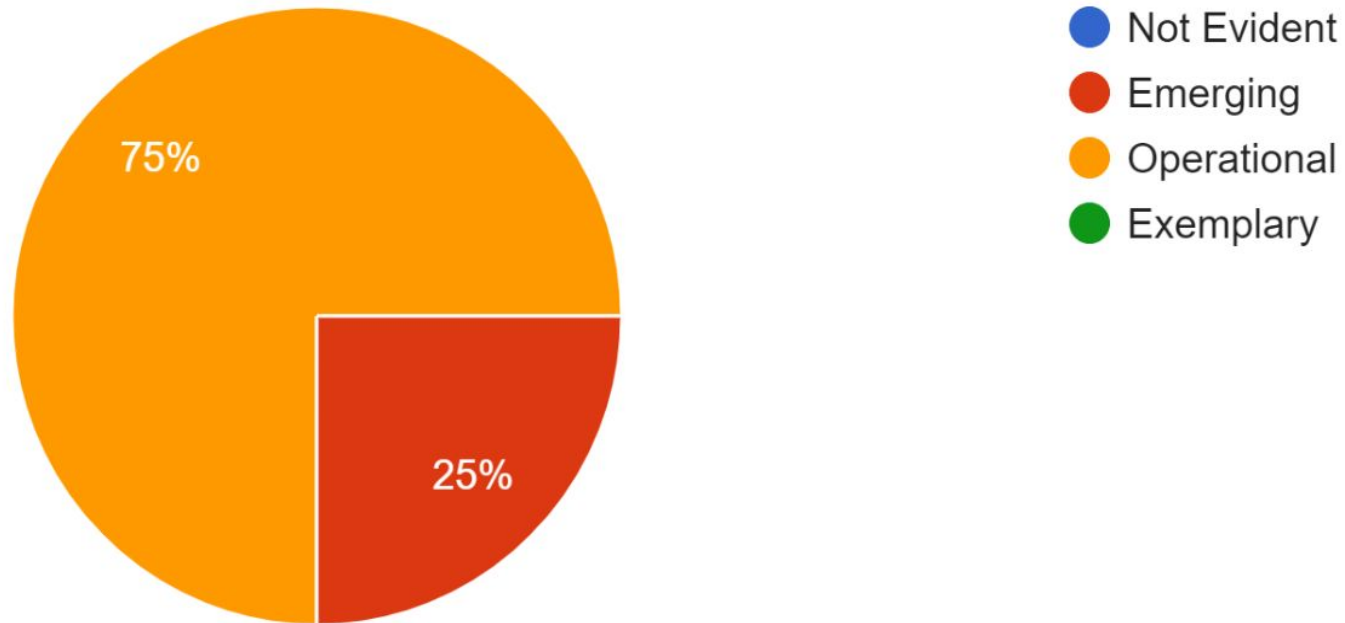
20 responses



Collaborative Planning

Assessment & Evidence of Student Learning: DATA ANALYSIS

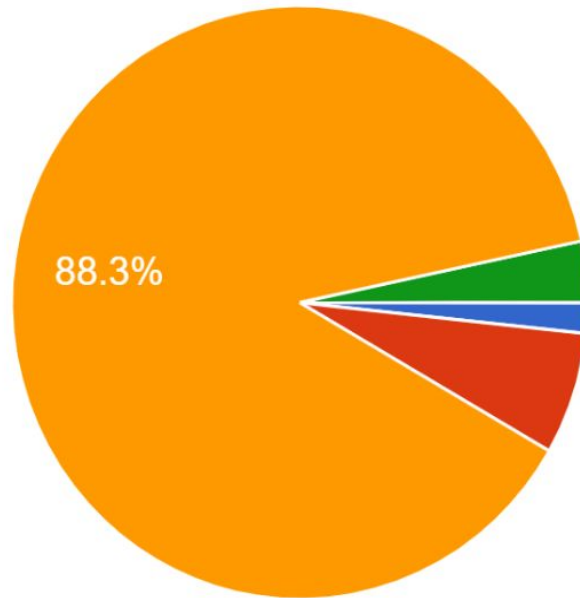
20 responses



Instructional Awareness Walkthroughs

1. Teacher-Centered Indicator: CI-1: The instructor uses curriculum documents and artifacts aligned to the intended rigor of the standards to effectively... (e.g., posters, student work exemplars, & lesson plans).

60 responses

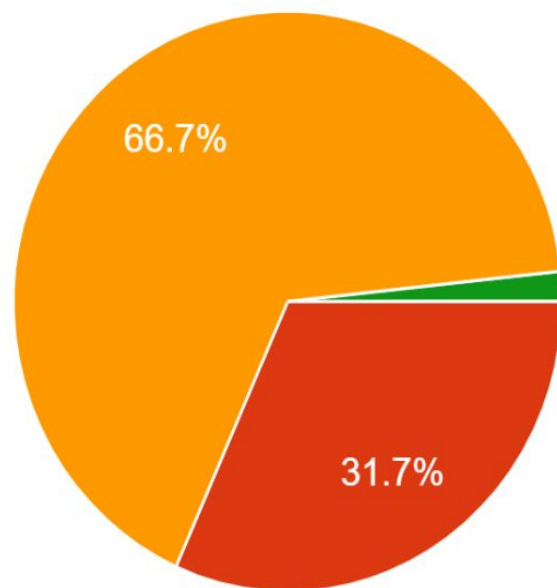


- 1 - Not observed
- 2 - Somewhat evident (emerging level of implementation)
- 3 - Evident (proficient level of implementation)
- 4 - Very evident (exemplary level of implementation)

*Instructional Awareness Walkthroughs

2. Teacher-Centered Indicator: CI-2: The instructor establishes and communicates clear learning targets. (Look Fors: Posted & verbalized learning t...assroom; referred to often so students understand.)

60 responses

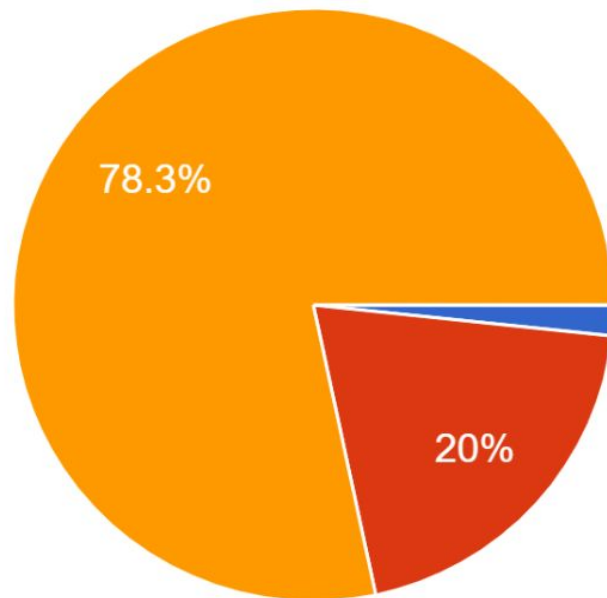


- 1 - Not observed
- 2 - Somewhat evident (emerging level of implementation)
- 3 - Evident (proficient level of implementation)
- 4 - Very evident (exemplary level of implementation)

*Instructional Awareness Walkthroughs

3. Teacher-Centered Indicator: CI-2: The instructor establishes and communicates success criteria. (Look Fors: Posted & verbalized so students understand how to master the lesson.)

60 responses



- 1 - Not observed
- 2 - Somewhat evident (emerging level of implementation)
- 3 - Evident (proficient level of implementation)
- 4 - Very evident (exemplary level of implementation)

Student Achievement

Q1 STAP Content Mastery Goals

70% of all students will score 70% or above on bi-weekly common formative assessment.

70% of subgroup students will score 70% or above on bi-weekly common formative assessments.

6th ELA

	Goals	Sept 1-14	Sept 15-29	Sept 30-Oct 13
Assessment Name	6th ELA EOG	Mid-Unit 1	District Unit 1 Test	Unit 2 Assessment 1
Standards Assessed	All	RI 6.1, 6.2, 6.3	RI. 6.1, 6.2, 6.3, 6.4, 6.5, 6.6	RI 6.1
Assessment Platform	GMAS - DRC	Edulastic	Phoenix	Formative
Overall Mastery (% of students at 70%+)	44.9%	14.00%	19%	34%
SWD Subgroup Mastery (% of students at 70%+)	N/A	0%	0	0
ELL Subgroup Mastery (% of students at 70%+)	N/A	13%	0	1%

7th ELA

	Goals	Sept 1-14	Sept 15-29	Sept 30-Oct 13
Assessment Name	7th ELA EOG	Mid Unit 1	District Unit 1 Test	Performance Task
Standards Assessed	All	RI 7.1, 7.2, 7.3	RI 7.1, 7.2, 7.3, 7.7	RI 7.1, 7.2, 7.3, W2
Assessment Platform	GMAS - DRC	Formative	Phoenix	
Overall Mastery (% of students at 70%+)	46.1%	36.50%	12%	
SWD Subgroup Mastery (% of students at 70%+)	N/A	48%	0%	
ELL Subgroup Mastery (% of students at 70%+)	N/A	50%		

8th ELA

	Goals	Sept 1-14	Sept 15-29	Sept 30-Oct 13
Assessment Name	8th ELA EOG	Unit 8A Formative	Unit 8A Summative SR	Unit 8C Formative
Standards Assessed	All	RI.3, RI.4, RI.5, RI.6	RI.1, RI.3, RI.4, RI.5, RI.6	RL.6
Assessment Platform	GMAS - DRC	Edulastic	Phoenix	Edulastic
Overall Mastery (% of students at 70%+)	50.7%	20%	15%	52%
SWD Subgroup Mastery (% of students at 70%+)	N/A	0%	0 %	0 %
ELL Subgroup Mastery (% of students at 70%+)	N/A	6%	4.3 %	2.3 %

Student Achievement

6th Grade

10.3% of students will score **Proficient+** (80%+) on the 6th Math EOG.
39.9% of students will score **Developing+** (68%+) on the 6th Math EOG.

7th Grade

8.2% of students will score **Proficient+** (80%+) on the 7th Math EOG.
51.2% of students will score **Developing+** (68%+) on the 7th Math EOG.

8th Grade

11.1% of students will score **Proficient+** (80%+) on the 8th Math EOG.
39.4% of students will score **Developing+** (68%+) on the 8th Math EOG.

Q1 STAP Content Mastery Goals

70% of all students will score 70% or above on bi-weekly common formative assessment.
70% of subgroup students will score 70% or above on bi-weekly common formative assessments.

6th Math

	Goals	Sept 1-14	Sept 15-29	Sept 30-Oct 13
Assessment Name	6th Math EOG	Mid-Unit	End of Unit	End of Unit
Standards Assessed	All	6.NR.1	6.NR.1	6.NR.4
Assessment Platform	GMAS - DRC	Formative-Amplify	Formative-Amplify	Formative-Amplify
Overall Mastery (% of students at 70%+)	39.9%	42%	41%	43%
SWD Subgroup Mastery (% of students at 70%+)	N/A	12%	14%	16%
ELL Subgroup Mastery (% of students at 70%+)	N/A	37%	39%	38%

7th Math

	Goals	Sept 1-14	Sept 15-29	Sept 30-Oct 13
Assessment Name	7th Math EOG	Mid-Unit	End of Unit	End of Unit
Standards Assessed	All	7.NR.1	7.NR.1	7.PAR.3
Assessment Platform	GMAS - DRC	Formative-Amplify	Formative-Amplify	Formative-Amplify
Overall Mastery (% of students at 70%+)	51.2%	53%	57%	56%
SWD Subgroup Mastery (% of students at 70%+)	N/A	30%	37%	33%
ELL Subgroup Mastery (% of students at 70%+)	N/A	46%	48%	52%

8th Math

	Goals	Sept 1-14	Sept 15-29	Sept 30-Oct 13
Assessment Name	8th Math EOG	End of Unit	Mid-Unit Quiz	End of Unit
Standards Assessed	All	8.PAR.3	8.FGR.5	8.FGR.5
Assessment Platform	GMAS - DRC	Formative-Amplify	Coach Digital	Formative-Amplify
Overall Mastery (% of students at 70%+)	39.4%	32%	37%	35%
SWD Subgroup Mastery (% of students at 70%+)	N/A	18%	16%	13%
ELL Subgroup Mastery (% of students at 70%+)	N/A	30%	31%	27%

Student Achievement

8th Grade

11.1% of students will score **Proficient+** (80%+) on the 8th Science EOG.

39.4% of students will score **Developing+** (68%+) on the 8th Science EOG.

Q1 STAP Content Mastery Goals

70% of all students will score 70% or above on bi-weekly common formative assessment.

70% of subgroup students will score 70% or above on bi-weekly common formative assessments.

6th Science

	Goals	Sept 1-14	Sept 15-29	Sept 30-Oct 13
Assessment Name	Unit 1 Common Assessment	N/A	N/A	Unit 1 Common Assessment
Standards Assessed	S6E1	N/A	N/A	S6E1
Assessment Platform	Phoenix	N/A	N/A	Phoenix
Overall Mastery (% of students at 70%+)	70%	N/A	N/A	30%
SWD Subgroup Mastery (% of students at 70%+)	70%	N/A	N/A	27%
ELL Subgroup Mastery (% of students at 70%+)	70%	N/A	N/A	41%

7th Science

	Goals	Sept 1-14	Sept 15-29	Sept 30-Oct 13
Assessment Name	Unit 1 Common Assessment	N/A	Unit 1 Common Assessment	Unit 2: Assessment 1
Standards Assessed	7L2A	N/A	7L2A	S7L3.A
Assessment Platform	Phoenix	N/A	Phoenix	Formative
Overall Mastery (% of students at 70%+)	70%	N/A	55%	83%
SWD Subgroup Mastery (% of students at 70%+)	70%	N/A	41%	N/A
ELL Subgroup Mastery (% of students at 70%+)	70%	N/A	36%	N/A

HS Biology

	Goals	Sept 1-14	Sept 15-29	Sept 30-Oct 13
Assessment Name	Unit 1 Common Assessment	Unit 1 Common Assessment	N/A	N/A
Standards Assessed	9-12.SB4	9-12.SB4	N/A	N/A
Assessment Platform	Phoenix	Phoenix	N/A	N/A
Overall Mastery (% of students at 70%+)	70%	60%	N/A	N/A
SWD Subgroup Mastery (% of students at 70%+)	N/A	N/A	N/A	N/A
ELL Subgroup Mastery (% of students at 70%+)	N/A	57%	N/A	N/A

8th Science

	Goals	Sept 1-14	Sept 15-29	Sept 30-Oct 13
Assessment Name	8th Science EOG	Unit 1 Common Assessment	N/A	N/A
Standards Assessed	All	S8P1	N/A	N/A
Assessment Platform	GMAS-DRC	Phoenix	N/A	N/A
Overall Mastery (% of students at 70%+)	38.8%	64%	N/A	N/A
SWD Subgroup Mastery (% of students at 70%+)	N/A	35%	N/A	N/A

Student Achievement

23-24 Soc. Studies Content Mastery Goals

8th Grade

16.6% of students will score **Proficient+** (80%+) on the 8th GA Studies EOG.

46.9% of students will score **Developing+** (68%+) on the 8th GA Studies EOG.

Q1 STAP Content Mastery Goals

70% of all students will score 70% or above on bi-weekly common formative assessment.

70% of subgroup students will score 70% or above on bi-weekly common formative assessments.

6th Soc. Studies

	Goals	Sept 1-14	Sept 15-29	Sept 30-Oct 13
Assessment Name				
Standards Assessed				
Assessment Platform				
Overall Mastery (% of students at 70%+)				
SWD Subgroup Mastery (% of students at 70%+)				
ELL Subgroup Mastery (% of students at 70%+)				

7th Soc. Studies

	Goals	Sept 1-14	Sept 15-29	Sept 30-Oct 13
Assessment Name				
Standards Assessed				
Assessment Platform				
Overall Mastery (% of students at 70%+)				
SWD Subgroup Mastery (% of students at 70%+)				
ELL Subgroup Mastery (% of students at 70%+)				

8th Soc. Studies

	Goals	Sept 1-14	Sept 15-29	Sept 30-Oct 13
Assessment Name	8th GA Studies EOG	Unit 2 Summative	Unit 3 Formative 1	Unit 3 Summative
Standards Assessed	All	SS8H1, SS8H2	SS8G1a, SS8H1a, SS8H2a, b,c; SS8H3a, b	SS8E2a, SS8E3, SS8H3a,b,c,d, SS8H4a,b,c,d,e
Assessment Platform	GMAS - DRC	Phoenix	All In Learning	Phoenix
Overall Mastery (% of students at 70%+)	46.9%	20%	64.7 %	4% all students not tested as of 10/06/23
SWD Subgroup Mastery (% of students at 70%+)	N/A	0.0 %	4.5%	0 %
ELL Subgroup Mastery (% of students at 70%+)	N/A	1%	2.9 %	0%

Whole Child & Intervention

23-24 Attendance Goal

The CCRPI Attendance (The percentage of students who are absent fewer than 10% of enrolled days) will increase by 5 percentage points from 43.1% to 48.1%.

23-24 JLIA CCRPI Attendance Rate

	Overall
CCRPI Attendance	2023-24
Current (as of 10/20)	54.7%

Whole Child & Intervention

23-24 JLIA Monthly OSS Rates

Month	Overall			6th Grade		7th Grade		8th Grade	
	2023-24 OSS Days	2023-24 Goal	2022-23 OSS Days	2023-24 OSS Days	2022-23 OSS Days	2023-24 OSS Days	2022-23 OSS Days	2023-24 OSS Days	2022-23 OSS Days
August	241	288	339	102	86	69	64	70	189
September	216	222	262	52	83	45	45	119	134
October (as of 10/16)	146	290	342	32	68	67	26	47	248
November		199	235		84		43		108
December		152	179		44		46		89
January		225	265		76		55		134
February		80	94		33		22		39
March		200	236		89		76		71
April		138	163		80		41		42
May		170	200		124		66		10
Overall	603	1964	2315	186	767	181	484	236	1064

Aug-Oct 23-24 OSS Days:	600
Aug-Oct 22-23 OSS Days:	943
Change from last year to date:	-343



Next Steps

- ❑ Tutorial will begin on November 6th
- ❑ *Leverage Leadership* Observation & Coaching
- ❑ Targeted Small Group Instruction
- ❑ Intervention in ELA/Humanities & Math
- ❑ Weekly Data Meetings
- ❑ JLIA Way-P.R.I.D.E.



GO Team Discussion: Data Protocol

- What do you notice?
- What are your wonderings?
- What additional questions do you have?



Strategic Plan Progress



Our Strategic Plan

Mission: Through an intentional culture of care equity and PRIDE (Perseverance, Respect, Integrity, Discipline, and Excellence), all JLIA students will be well prepared to perform at their individual best.

6th Grade ELA
By May 2024, 44.9% of students will be Developing+ Learners and 17.9% will be Proficient+ Learners on the GA Milestones 6th Grade ELA EOG.

7th Grade ELA
By May 2024, 46.1% of students will be Developing+ Learners and 17.9% will be Proficient+ Learners on the GA Milestones 7th Grade ELA EOG.

8th Grade ELA
By May 2024, 50.7% of students will be Developing+ Learners and 17.3% will be Proficient+ Learners on the GA Milestones 8th Grade ELA EOG.

8th Grade Social Studies
By May 2024, 46.9% of students will be Developing+ Learners and 16.6% will be Proficient+ Learners on the GA Milestones 8th Grade Social Studies EOG.

John Lewis Invictus Academy Strategic Plan

SMART Goals

6th Grade Math:
By May 2024, 39.9% of students will be Developing+ Learners and 10.3% will be Proficient+ Learners on the GA Milestones 6th Grade Math EOG.

7th Grade Math:
By May 2024, 51.2% of students will be Developing+ Learners and 8.2% will be Proficient+ Learners on the GA Milestones 7th Grade Math EOG.

8th Grade Math:
By May 2024, 39.4% of students will be Developing+ Learners and 11.1% will be Proficient+ Learners on the GA Milestones 8th Grade Math EOG.

8th Grade Science:
By May 2024, 38.8% of students will be Developing+ Learners and 14.7% will be Proficient+ Learners on the GA Milestones 8th Grade Science EOG.

Vision: Provide a compassionate and equitable learning environment that fosters students' abilities to thrive. With an intentional focus on literacy and a high quality of teaching, we envision our students becoming local, national, and global leaders who will be catalysts for economic and social change.

By May 2024, the school will remove barriers that hinder academic success as indicated by the following:

Attendance
The CCRPI Attendance (The percentage of students who are absent fewer than 10% of enrolled days) will increase by 5 percentage points from 43.1% to 48.1%.

Discipline
By May 2024, the total number of suspension days will decrease by 10%, from 2,315 to 2,083.

APS Strategic Priorities & Initiatives

**Fostering Academic
Excellence for All**
Data
Curriculum & Instruction
Signature Program

**Building a Culture of
Student Support**
Whole Child & Intervention
Personalized Learning

**Equipping & Empowering
Leaders & Staff**
Strategic Staff Support
Equitable Resource Allocation

**Creating a System of
School Support**
Strategic Staff Support
Equitable Resource Allocation

School Strategic Priorities

1. Improve students' mastery of core content knowledge (ELA, Math, Science, and Social Studies). 2. Close the student achievement gap with General Education Students and Students with Disabilities. 3. Implement STEAM-enriched curriculum to drive interdisciplinary and project-based teaching and learning approaches. 4. Prepare all students to have the essential life skills to be self-aware, collaborative, and accepting of diversity.

5. Create a culture of high expectation for academic scholarship, civic responsibility, and service for students, staff, and families

6. Prepare and develop knowledgeable staff focused on quality teaching. 7. Build teacher capacity in core content areas (ELA, Math, Science, and Social Studies). 8. Recommend high-quality staff for vacant positions.

9. Ensure systems and resources are aligned to school priorities. 10. Build systems and resources to support STEAM implementation.

School Strategies

1A. Implement Standards-Based practices 1B. Build teacher capacity around instructional best practices through collaborative planning and the coaching cycle 1C. Provide remediation and acceleration as indicated by data 2A. Implement Data Talks to increase math and reading fluency 2B. Use flexible learning days to remediate/ accelerate skills based on grade-level data to guide instructional practices 2C. Implement guided reading and close reading to improve comprehension 3A. Provide targeted professional learning opportunities focused on the implementation of standards and STEAM 3B. Implement integrated, project and problem-based learning Projects 3C. Integrate technology throughout the curriculum 4A. Implement Social and Emotional Learning (SEL) 4B. Implement rigorous and real-world interdisciplinary projects and Units 4C. Execute a plan to increase the speaking, listening, and viewing skills of all students at grade level.

1. Common structures and strategies
2. Beliefs and mindsets
3. Scholar expectations
4. Faculty/Staff Expectations
5. Implement a school-wide behavior plan

1. Provide targeted professional learning opportunities focused on the implementation of standards
2. Implement intentional vertical and horizontal alignment collaboration throughout the school and cluster
3. Provide targeted professional learning regarding standard-based instruction opportunities focused on Mathematics and Reading through our partnership
4. Increase reading, math, and science endorsements and certifications
5. Leverage professional references of applicants
6. Look at previous student performance data, if applicable

1. Build and align systems and resources to identify and address root causes to promote social and academic growth
2. Ensure the necessary technology infrastructure and equipment are available
3. Utilize the Care Center at John Lewis Invictus Academy to promote healthy living to increase attendance
4. Use wrap-around services to assist students and their families with emotional mental and physiological needs
5. Utilize the parent liaison to build and strengthen school-home relationships
6. Design and implement behavior goals for all students to promote positive interactions with adults.

Activity & Discussion

GO TEAM DISCUSSION: Review the priorities and goals in your **strategic plan** and reflect on if the expected progress is being made. These guiding questions will help you determine what, if any, updates are needed for your school's strategic plan.

What progress has been made towards the priorities identified in our Strategic Plan?
What evidence/data do we have?

Based upon available data, are there any other adjustments we need to make to the Strategic Plan?



Updates to the Strategic Plan

1. *Enter all changes/updates to your plan – be sure to include accountability measures, as appropriate.*



Action on the Updated Strategic Plan

The GO Team needs to **TAKE ACTION (vote)** on its updated Strategic Plan. After the motion and a second, the GO Team may have additional discussion. Once discussion is concluded, the GO Team will vote.

Preparing for Budget Development



Discussion

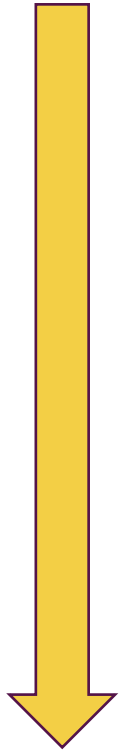
Strategic Plan Priority Ranking

In preparation for the 2024-2025 Budget Development (January–March 2024), the GO Team needs to rank its Strategic Plan Priorities. Use the next slide to capture the priority ranking.

Strategic Plan Priority Ranking

Insert the school's priorities from Higher to Lower

Higher

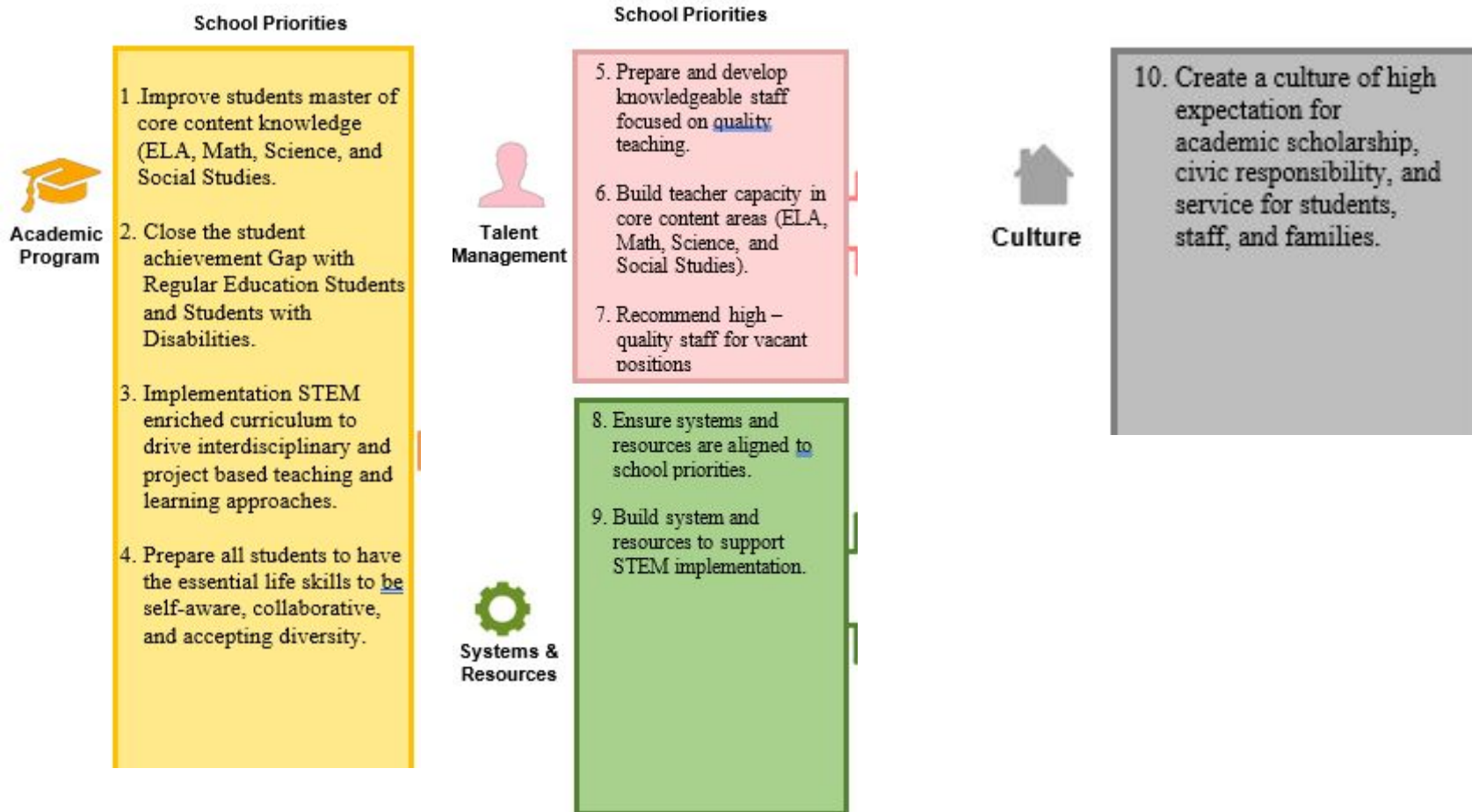


Lower

- 1.
- 2.
- 3.
- 4.
- 5.
- 6.
- 7.
- 8.
- 9.
- 10.

Strategic Plan Priority Ranking

Insert the school's priorities from Higher to Lower



Action on the Strategic Plan Priorities

The GO Team needs to **TAKE ACTION (vote)** on its ranked Strategic Plan Priorities. After the motion and a second, the GO Team may have additional discussion. Once discussion is concluded, the GO Team will vote.



LET'S
VOTE

Where we're going

At our next meeting we will begin the discussion of the 2024-2025 budget.

Let me or the Chair know of any additional information you need for our future discussion.





Information Items

- Principal's Report
- Cluster Advisory Team Report





Announcements

The JLIA Royal Lion Football Team won the playoff game against Sylvan Hills MS last Saturday, 48-0!!!

**SEMIFINALS begin Saturday, October 28th vs.
Sutton Middle School
Lakewood Stadium @ 11:30 am**



The JLIA Royal Lion Cheerleaders won 1st place in the first district cheer competition!!!



Fall Festival





Public Comment

Adjournment

Thank You

